

JVC[®]
PROFESSIONAL

9" COLOR VIDEO MONITOR
TM-910SU

Compact, High Resolution monitor,
with outstanding Color Reproduction
for Studio or Field applications.



- NTSC/PAL compatible
- 16:9 or 4:3 aspect ratio
- Comb Filter
- Tally Lamp
- Remote control connector

- Rack mountable rugged metal cabinet
- Underscan, Blue Check and Pulse Cross modes
- AC/DC operation

Designed for Studio-Quality performance and Engineered for Durability in the field.

With its professional functions and characteristics, the TM-910SU monitor becomes an important addition to all broadcast and studio environments. An invaluable tool for Editing, Live Studio or Field production. The TM-910SU monitor offers NTSC/PAL multi-format compatibility, selectable 4:3/16:9 aspect ratio, presettable controls, two video and audio inputs, and operates from virtually any AC source around the world. It can also be powered with 12V DC from a battery (Anton Bauer or similar) or from an automobile cigarette lighter. JVC's TM-910SU is the rugged top performer that you can take anywhere with confidence.





NTSC/PAL Compatibility.

The TM-910SU is multi-format capable accepting Composite or Y/C signals from NTSC or PAL sources.

AC/DC operation.

The TM-910SU can accept virtually any power source. 100 to 230 volts (50/60 Hz) from any AC outlet. A convenient 4 pin XLR connector is provided for 12 Volt DC input. In addition, threaded mounting holes are provided for an Anton Bauer or PAG battery bracket.

Y/C input with loop through.

For optimum performance in any system requiring separate Y/C signals, such as an S-VHS editing suite. Separate 4 pin connectors are provided.

Two Video Inputs with loop through.

In addition to the Y/C input, two additional Composite Video inputs with loop through are provided.

Comb Filter.

A Comb Filter circuit is provided for optimum chrominance and luminance separation. The Comb Filter prevents cross color and dot crawl interference of NTSC signals.

Tally Lamp.

A conveniently located, easy to see tally lamp is located on the front of the monitor.

Remote Connector.

An 8 pin female DIN connector located on the rear panel allows remote on/off control of several functions, including Tally, by simply grounding the assigned pin.

Display Capability.

Scanning can be changed between 4:3 and 16:9 aspect ratios by simply pushing the appropriate front panel switch.

Underscan Mode.

Underscan mode can be selected by pushing the appropriate switch on the front panel. It allows viewing of the entire active picture.

Pulse Cross Mode.

The pulse cross mode allows visualization and monitoring of vertical and horizontal blanking period.

Blue Check Mode.

Hue and Saturation color level adjustments as well as noise level checks are made easy when the Blue Check Mode is selected on the front panel.

Color Off Control.

White balance settings can be verified by using the Color Off switch.

External Sync.

Independent External Sync input with loop through is provided.

AFC mode switch.

The AFC time constant can be decreased to allow viewing of images that have VTR generated jitter. A rear panel located switch is provided.

Built-in Speaker.

A 3.5 inch side mount Speaker powered by an internal 1 Watt amplifier is provided for audio monitoring.

Two Audio Inputs.

Two RCA connectors with bridged output are provided.

Rack mounting.

Rack mounting of the TM-910SU is possible individually or side by side in any EIA 19" rack.

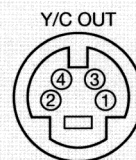
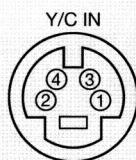
Battery Adapters of Anton Bauer and PAG



Specifications

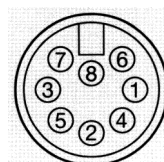
T.	Color video monitor NTSC/PAL
	9" (diagonally measured), in-line gun, stripe pitch 0.50mm
Rated Power	
Horizontal Resolution	
Power Consumption	
Input Terminals	
1) Input A: Composite Video	1.0 V(p-p), 75 ohms, negative sync., auto-termination, BNC x 2, bridged output possible
2) Input B: Composite Video	1.0 V(p-p), 75 ohms, negative sync., auto-termination, BNC x 2, bridged output possible
Y/C (Y/C input priority)	Y: 1.0 V(p-p), 75 ohms, negative sync C: 0.286V(p-p), 75 ohms (NTSC) 0.3V(p-p), 75 ohms (PAL)
3) External Sync:	Auto-termination, S-4-pin x 2, bridged output possible Composite sync. 1.0 — 4.0V(p-p) BNC x 2, bridged output possible
Audio Speaker	RCA pin x 4 for input A & B, bridged out

Y/C Connectors



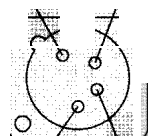
Pin No.	Signal
1	GND
2	GND
3	Y
4	C

Tally/Remote Connectors



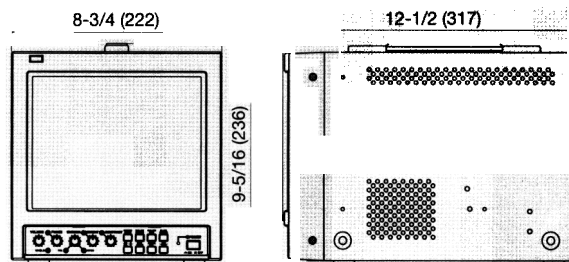
Pin No.	Signal
1	Tally Lamp On/Off
2	Input Select A/B
3	Under Scan On/Off
4	External Sync On/Off
5	Aspect Ratio 4:3/16:9
6	Pulse Cross On/Off
7	Color Off On/Off
8	

DC Connector



Pin No.	Signal
1	GND
2	—
3	—
4	DC 12V

Dimensions Unit: inc



JVC® DISTRIBUTED BY
JVC PROFESSIONAL PRODUCTS COMPANY